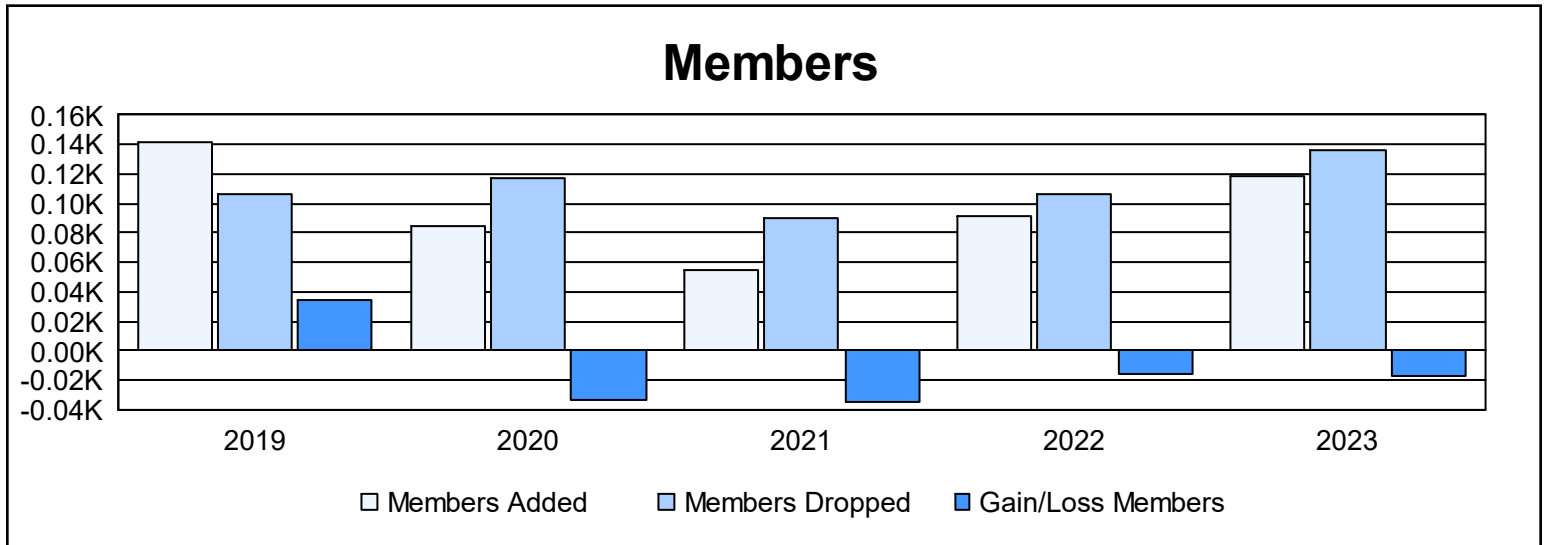
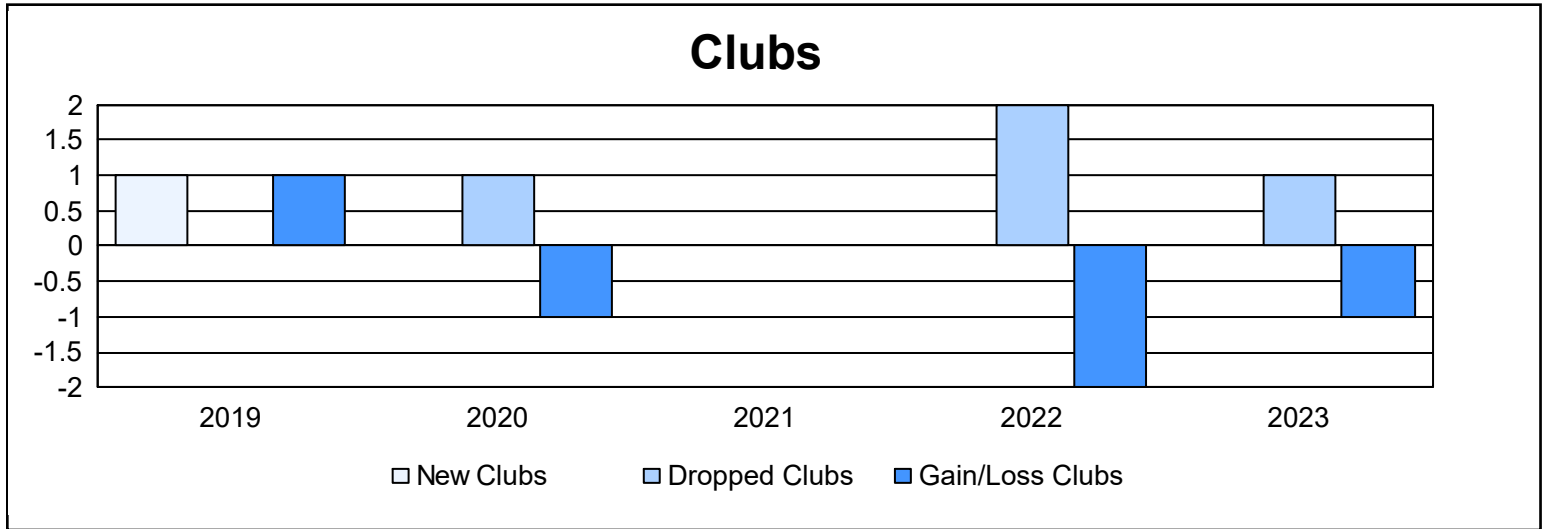
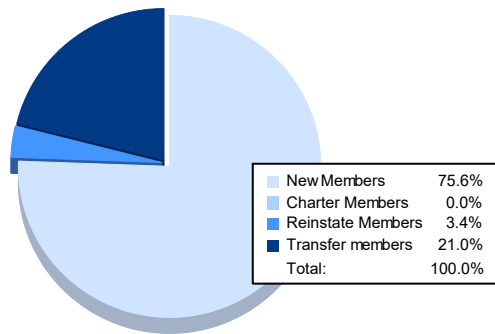


Year	New Clubs	Dropped Clubs	Gain/ Loss Clubs	New Members	Charter Members	Reinstate Members	Transfer Members	Total Member Added	Total Members Dropped	Gain/ Loss Members
2018-2019	1	0	1	111	24	4	2	141	106	35
2019-2020	0	1	-1	79	0	0	5	84	117	-33
2020-2021	0	0	0	49	0	2	4	55	90	-35
2021-2022	0	2	-2	81	4	3	3	91	107	-16
2022-2023	0	1	-1	90	0	4	25	119	136	-17
<b>Average</b>	<b>0</b>	<b>1</b>	<b>-1</b>	<b>82</b>	<b>6</b>	<b>3</b>	<b>8</b>	<b>98</b>	<b>111</b>	<b>-13</b>



### Membership Composition June 2023 Cumulative



### Gender Composition June 2023 Cumulative

